

Hampton School Orientation 2020



Virtual Tour



THE MURPHY & STEVENSON TRUST
HAMPTON SCHOOL
Learning, Character & Leadership
FOUNDED 1958





HAMPTON SCHOOL
ALL VISITORS ARE ASKED TO OBSERVE THE FOLLOWING:

OPERATIONAL HOURS:	PROHIBITED ITEMS:	DRESS CODE:
SCHOOL HOURS: 7:45am- 3:30 pm Extra Curial Activities: 2:30pm- 3:30pm Office Hours: 8:00am- 4:00pm Sign In/out (Boarders): 2:30 pm - 6:00pm Visiting Hours for Boarders: (Sat. & Sun.) 3:45pm - 6:00pm	Alcohol, drugs, loud music, obscene publications, Language, Weapons. NO SMOKING BEYOND THIS POINT	All visitors are to be properly attired. MALE: no vest, moccas, no exposed underwear, no shorts FEMALE: no halter backs, no spaghetti straps, no shorts, no micro mini skirts, no exposed midriff.

ALL PERSONS AND VEHICLE MAY BE CHECKED/ SEARCHED BY SECURITY.
ALL VISITORS ARE TO REPORT TO THE ADMINISTRATIVE OFFICES OF THE
SCHOOL WHERE THEY WILL BE FURTHER ASSISTED. SIGNED: MANAGEMENT

Guard House

Hand Wash Station at the Guard House





Bus Bay



Driveway



Administrative Building



Located on this Building:

- Administrative Office
- Bursary
- Guidance Department
- Principal's Office
- Senior Vice Principal's Office
- Museum
- Dean of Discipline Office

Quadrangle (Quad)



- Upstairs – Main Staffroom
- Downstairs – Calder Hall





Calder Hall





Calder Hall



Grade 10 & Grade 11 Block





Chapel



Assembly
Point



Valhalla –
Music
Department



Wash Station to Cafeteria





Cafeteria 1

Standing Guides



Floor Guides





Cafeteria 2



Cafeteria 3



Wellness Centre



Handwash Station – Wellness Centre

Nurse
Thomas &
Nurse
Sterling





Grade 7/ Grade 8 Block
Computer Labs



Handwash Station – Grade 7





Computer Labs & Library



Sixth Form Block



Sixth Form Gazebo

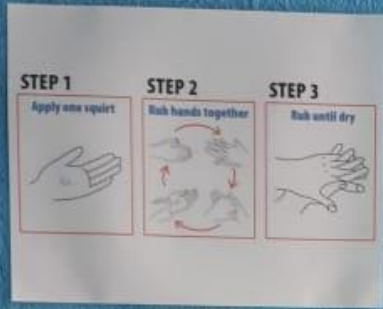


Grade 9 Block





Handwash Station – Grade 9 Block



Hand Sanitizer – Grade 9 Block



Boarding Complex





Pink Dorm



Ivy Rota



A close-up photograph of a wooden door with vertical planks. A narrow gap is visible between two sections of the door, revealing a glimpse of a light blue wall or another door behind it. The lighting is soft, highlighting the texture of the wood.

Toilet Cubicles – Ivy Rota



Handwash Station – Ivy Rota



Ivy Rota



Hand Sanitizer – Ivy Rota

Bathroom Sinks





Blue Dorm





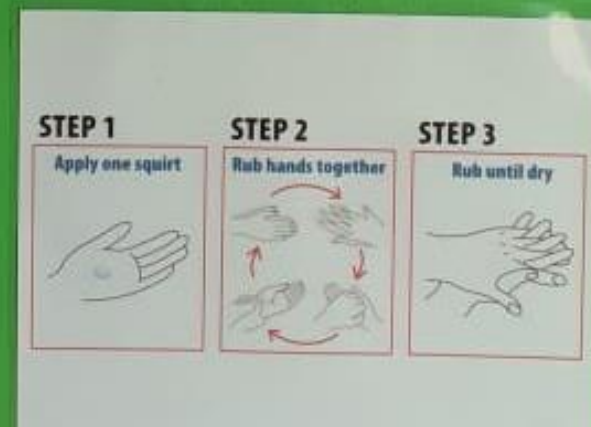
Showers



Signage



Hand Sanitizer



How to Handrub?

WASH HANDS FOR AT LEAST 20 SECONDS. RUBBY MOTION. RUBBY MOTION. RUBBY MOTION. RUBBY MOTION. RUBBY MOTION.

1. Rub the palms of both hands together, in all directions.



2. Rub the back of the right hand with the palm of the left hand, and vice versa.

3. Rub the palm of the right hand with the fingers of the left hand, and vice versa.



4. Rub the back of the right hand with the palm of the left hand, and vice versa.

5. Rub the palm of the right hand with the fingers of the left hand, and vice versa.

6. Rub the palm of the right hand with the fingers of the left hand, and vice versa.




7. Rub the back of the right hand with the palm of the left hand, and vice versa.

8. Rub the palm of the right hand with the fingers of the left hand, and vice versa.

9. Rub the palm of the right hand with the fingers of the left hand, and vice versa.

World Health Organization | **SAVE LIVES** | Clean Water for People









Cottage







Villa

Dining Room





Floor Spacers



